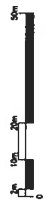
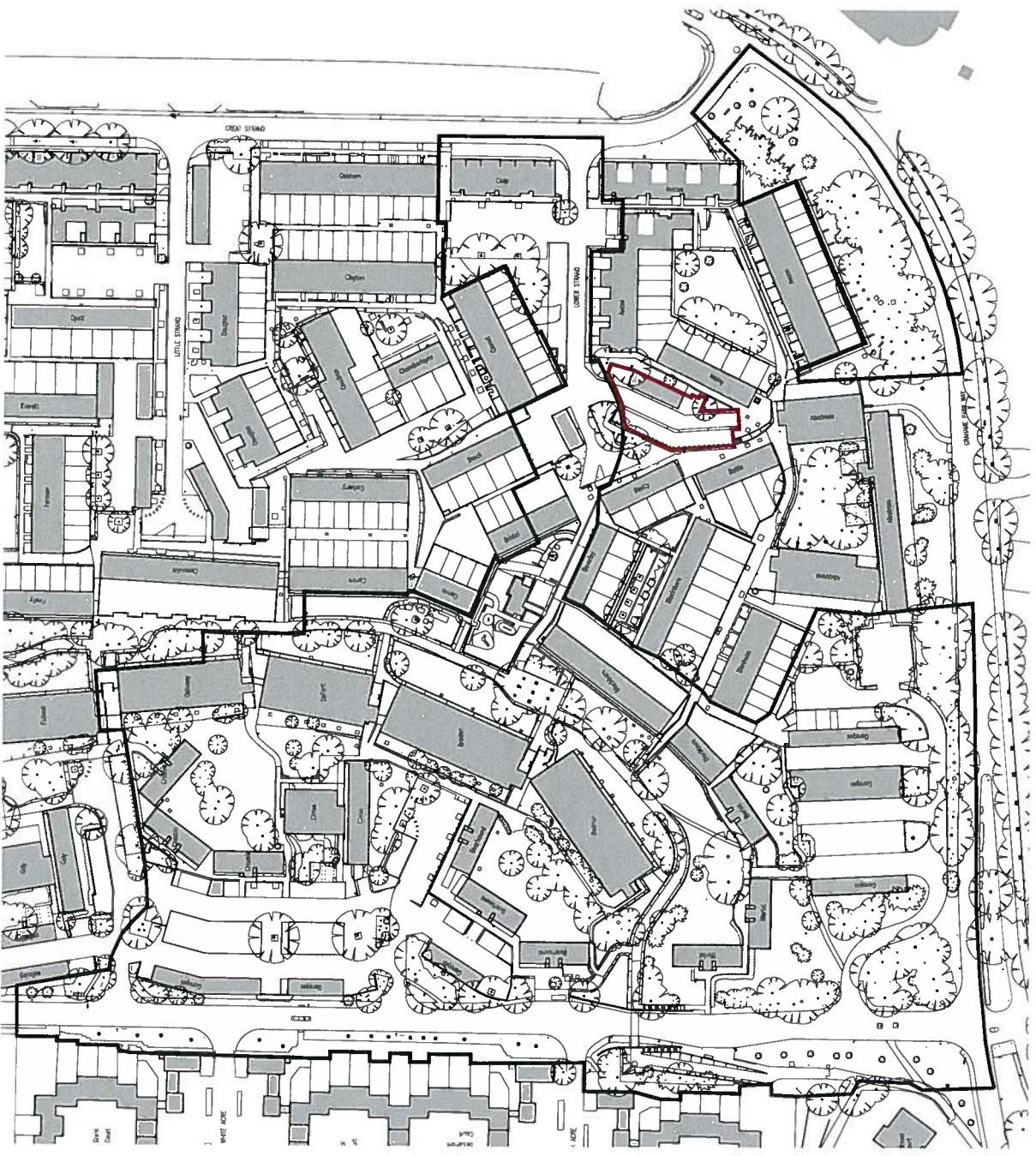
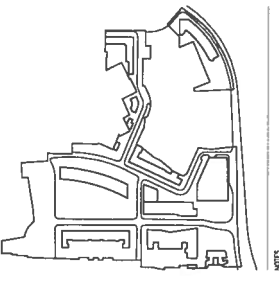


ALL DIMENSIONS MUST BE CHECKED ON SITE PRIOR TO THE START OF ANY CONSTRUCTION. ANY DISCREPANCIES SHOULD BE REPORTED TO THE ARCHITECT IMMEDIATELY. DIMENSIONS SHOWN ARE INDICATIVE AND SHOULD NOT BE USED FOR CONSTRUCTION. DIMENSIONS SHOWN ARE INDICATIVE TO BE RESOLVED DURING DETAIL DESIGN.



01 EXISTING SITE PLAN
24/10/11/1000

FIG. 02.01.11 ON PARK BOUNDARY LINE UPDATED EN 11.
 PLOT 25.01.11 ISSUED FOR INFORMATION EN 11.
 REV. DATE DESCRIPTION DWT DKE

jestico + whites
 1 Colenso Street London NW1 2JF
 T: +44 (0) 20 7380 0382 F: +44 (0) 87 0322 0732 w: jesticowhites.com
 architects + interior design landscape + program

PETER BARBER ARCHITECTS
 173 Kings Cross Road LONDON, UK N1C 4BZ
 T: +44 (0) 20 7380 0382 F: +44 (0) 20 7380 0382
 p.barber@peterbarberarchitects.com

fiftyfour
 54 KINGSTON SQUARE LONDON, UK EC2A 4JN
 T: +44 (0) 20 7380 0382 F: +44 (0) 20 7380 0382
 info@fiftyfourarchitects.com

NOVELL TULLETT
 Landscape Architecture Urban Design
 7 High Street, Leam, Leamington Spa, CV32 9JH
 T: +44 (0) 117 272 7882 F: +44 (0) 117 972 1044
 info@novelltullett.co.uk

CHOICES FOR GRAHAME PARK
 PHASE 1B
 GRAHAME PARK PHASE 1B,
 COUNDALE, LONDON

EXISTING SITE PLAN
 WITH RED LINE BOUNDARIES SHOWN

SCALE 1:1000
 AS SHOWN
 INFORMATION
 DRAWING NO. 2260-JW-140
 REV. P02
 © 2010 jestico + whites. All rights reserved.